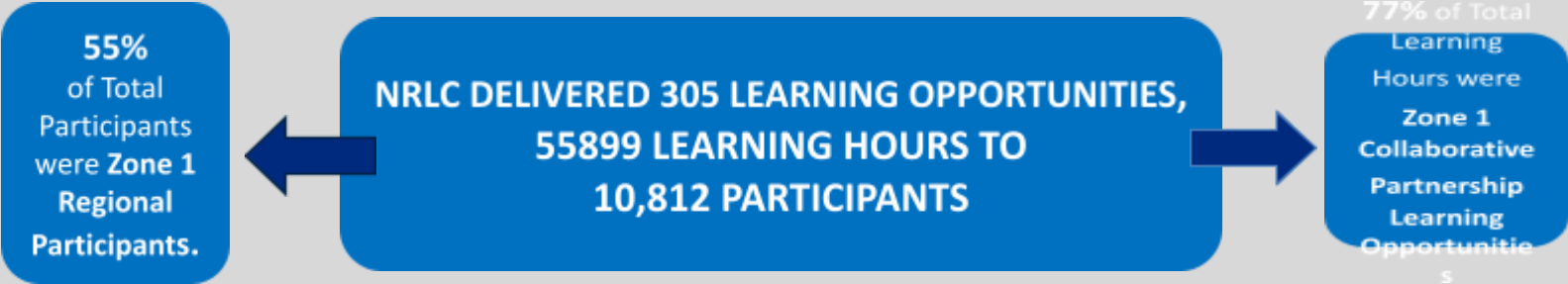


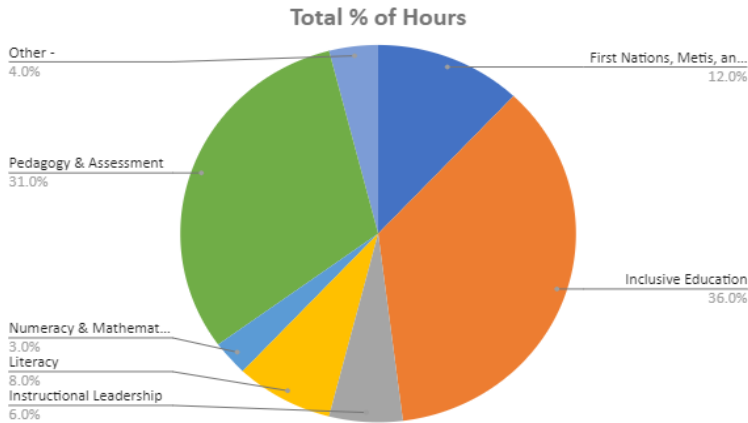
# Northwest Regional Learning Consortium Annual Report 2021- 2022

The NRLC team prides itself on responding to the emerging needs of our region in a timely manner. Our top priority is building and sustaining relationships with our partners and continuously collaborating with Zone 1 stakeholders to provide regional/provincial open learning opportunities as they are requested. NRLC is very proud to share that **94% of our stakeholder partners were satisfied** with the services provided by the NRLC.

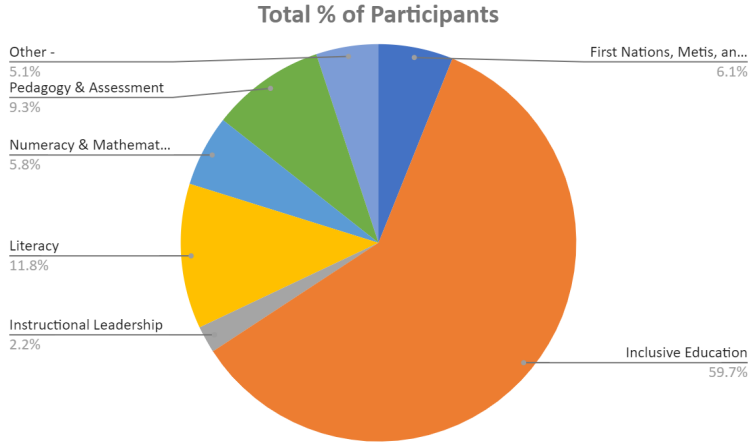
**175 meetings with NRLC Partners, including System Instructional Leaders & Advisory Committees**



### Learning Hours by Priority Area



### Participants by Priority Area



### French Learning

**30 FRENCH Opportunities,**  
**2140 Learning Hours to 93 Participants**  
*80% increase in learning hours and  
43% decrease in participants*  
*\*Supported in part with OLEP funding*


### Leadership Learning

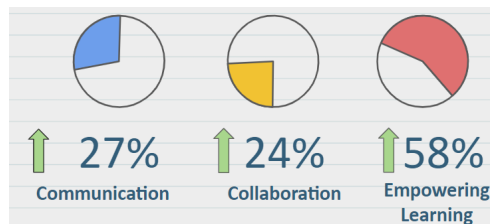
**16 Leadership Opportunities,**  
**3358 Learning Hours to 241 Participants**  
*69% increase in learning hours and  
20% increase in participants.*

**98 % Satisfaction that Learning Opportunities contributed to a deeper understanding of the topic.**  
**94% Satisfaction that LO's provided information/strategies for integration into my current practice.**

This reporting year of September 1, 2021, through June 30, 2022, saw the COVID-19 pandemic continue to impact schools and consortia work. NRLC offered 93% of learning opportunities online, including 12 asynchronous sessions, that included 8 different eCourses to support anytime, anywhere professional learning. NRLC showed growth in all areas of programming, with a 35% increase in learning opportunities, 57% increase in learning hours and a 58% increase in participation.

NRLC's embraced our annual strategic plan, in accomplishment of the six (6) goals of consortia through the lenses of **Connection** measured by partnerships programs/sessions, **Communications**, measured by the average our newsletter/social media/website subscribers/hits and **Empowering Learning** measured by number of participants engaging in learning opportunities.

 <b>NRLC</b> REGIONAL LEARNING CONSORTIA	2019-20	2020-21	2021-22
<b>Learning Opportunities</b>	161	198	305
<b>Cancelled LO's</b>	20	4	18
<b>Learning Hours</b>		24030.5	55899
<b>Participants</b>	6699	4594	10812



**CONSORTIUM GOAL ONE**

Facilitate professional development, which supports the effective implementation of 1. The Alberta Education Business Plan 2. Jurisdiction and school educational plans 3. Regional School Council priorities

NRLC received 33 responses to our annual stakeholder's survey, from our regional partners. In response to specific division needs, **82% of stakeholders felt that NRLC was effective** in helping their school division/authority address PD needs in our education plans.

A focused 'Connection' strategy for our work throughout the program year was continuing to build relationships and engage less active stakeholders including some First Nations School Authorities, and independent schools. NRLC engaged 2 additional school authority partners that have been less active in previous years, bringing us to engagement with 7 of our 8 First Nation School Authorities and 8 of 8 School Divisions in Zone 1.

**CONSORTIUM GOAL TWO**

Facilitate professional development, which supports the effective implementation of curricula, including instruction, assessment, resources, and student learner outcomes.

Included in our strategic focus for 2021-22 was to increase our versatility in delivery of synchronous and asynchronous learning. NRLC offered only 19 of our 305 learning opportunities in face-to-face delivery with the remaining 272 learning opportunities as online sessions, including 3 online conferences and 12 asynchronous sessions, that included 8 different e-courses.

Continuing for a 3<sup>rd</sup> year in a row, Inclusive Education maintains the highest participation rate and learning hours of all Priority Areas in Zone 1. Curriculum and Pedagogy, inclusive of all learning hours for piloting and implementation of New Curriculum, also remains a top priority in our zone.

BY PRIORITY AREAS	2020-21 Learning Hours	2021-22 Learning Hours
First Nations, Metis, and Inuit	1758	6619
Inclusive Education	8697	20309
Instructional Leadership	3055	3358
Literacy	491	4712
Numeracy & Mathematics	1023.5	1580
Pedagogy & Assessment	7687	17323
Other -	3054	1998
<b>TOTAL</b>	24030.5	55899

BY PRIORITY AREAS	2019-20 Participants	2020-21 Participants	2021-22 Participants
First Nations, Metis, and Inuit	215	373	658
Inclusive Education	1902	1261	6456
Instructional Leadership	950	192	241
Literacy	325	224	1273
Numeracy & Mathematics	526	261	632
Pedagogy & Assessment	746	1395	1001
Other -	70	888	551
<b>TOTAL</b>	4734	4594	10812

Additionally, NRLC would like to highlight that with 35 learning opportunities, 6619 learning hours and 658 participants, **Indigenous learning made up 11.5% of our total programming** in 2021-22. This was an incredible 73% increase in learning hours and 43% increase in participation from 2020-21.

### CONSORTIUM GOAL THREE

Coordinate, broker, and act as a referral center to assist stakeholders to identify available professional development resources.

NRLC worked to both develop and promote ARPDC resources over the program year, and **85% of our stakeholders responded that they were satisfied** with the effectiveness of our coordinating, brokering and/or referral services, with 15 % undecided/not applicable.

With the goal of increasing the number of Zone 1 participants in our learning opportunities, NRLC enhanced communications and marketing strategies to “Connect” , “Communicate” and respond to our regional partners. NRLC worked with our ARPDC partners to make improvements to our regional [www.NRLC.net](http://www.NRLC.net) website and promote both our website and newsletters. A total of 35,823 visitors reached our website in 2021-22, an incredible 50% increase from 2020-21. NRLC maintained and made improvements to our various websites over the year. There were 2670 unique visits to the [Infusing Indigenous Knowledge into Curriculum website](#), and in partnership with Kee Tas Kee Now Tribal Council Educational Authority (KTCEA) we added a Land Based Learning Page, hosting 4 videos and accompanying learning guides. In addition to learning opportunities to support the resources on this website, NRLC and KTCEA also held workshops with elders to develop resources for Grades 10-12, and update work completed for Grades 1-9 curriculum resources.

During the year NRLC added a mid-month circulation of a provincial newsletter. This provincial newsletter was created by NRLC, shared with all ARPDC consortia, and promoted virtual learning opportunities from our sister consortia around the province. NRLC saw a **23% increase in our newsletter subscribers** from 1771 to 2300. Additionally, NRLC had a 27% increase in Facebook Followers and an 8% increase in Twitter Followers.

As previously mentioned, NRLC met our goal of improving participation with a 58% improvement in our total participation rate. Though our total Zone 1 participant numbers increased from 4594 in 2020-21 to 5925 in 2021-22, this represents only 55% of our total participation, a decrease from 72% Zone 1 participation in the previous year. (*Zone 1 Participation Data Trends Available in Appendix A*) However, potentially due to our provincial newsletter circulation, the number of registered participants to NRLC programs from around the province increased from 1258 to 4887, with a total of 45% of our total participants in 2021-22 attending from other regions of the province.

### CONSORTIUM GOAL FOUR

Deliver professional development based on the identified and emerging needs of educational stakeholders.

The NRLC team prides itself on responding to the emerging needs of our region in a timely manner. Over the program year we provided support to our Zone 1 stakeholders with **89 collaborative partnership learning opportunities** throughout the year with **42,874 learning hours**; representing **77% of NRLC's total program hours**. This is a 24% increase in the number of collaborative programs and a 69% increase in the number of partnership learning hours offered from 2020-21.

Additionally, with Alberta Education offering grant funding to school divisions in support of interventions for K-3 Literacy and Numeracy, NRLC hired a literacy consultant and subcontracted a numeracy consultant from our sister consortia, CARC. Responsibilities included connecting with partners, the development of resources and eCourses, developing sessions and leading/participating in advisory committees. Asynchronous resources created included eCourses:

- Literacy Intervention Supports: Reciprocal Teaching, Phonics and Word Study and
- Supporting Student Learning with Interventions for Math

as well as working with our ARPDC colleagues to contribute to the [Supporting Intervention Instruction website](#).

## CONSORTIUM GOAL FIVE

Promote and support the development of professional development leadership capacity.

In support of developing leadership capacity, NRLC staffed a Learning Facilitator with expertise in Instructional Leadership in 2021-22. Responsibilities included connecting with partners, the development of resources, building, and developing sessions and leading/participating in advisory committees.

NRLC offered 16 leadership learning opportunities, with 3357.5 learning hours to 241 participants in 2021-22. Though an equitable number of learning opportunities were offered, 2021-22 leadership learning increased learning hours by 69% with a 20% increase in participants.

NRLC is proud to have an increase in our **stakeholder satisfaction, from 72%, to 78%** that consortium contributed to their professional development toward leadership capacity.

### The Consortium has contributed to the development of PD leadership capacity within my organization.

	2019-2020	2020-21	2021-22
Strongly Agree	30.8	32.6	34.4
Agree	38.5	39.1	43.8
Undecided	7.7	10.9	12.5
Disagree	15.4	6.5	0.0
N/A	7.7	10.9	9.4

## CONSORTIUM GOAL SIX

Provide educational stakeholders with access to professional development at a reasonable cost.

NRLC expended 70% of 2021-22 Program Support Funds directly on priority area learning opportunities, with **21% of those funds directly subsidizing learning opportunities of our school division/authority partners**, in comparison to 22% in 2020-21.

94% of NRLC Stakeholders were satisfied that services were provided at a reasonable cost and 81% agreed that NRLC provided good value for the grant dollars they were provided to support implementation of provincial curricula.

## APPENDIX A

NRLC Zone 1 Participant data trends.

<b>ZONE 1</b>	2018-19	% of TOTAL 2018-19	2019-20	% of TOTAL 2019-21	2020-21	% of TOTAL Participants	2021-22	% of TOTAL Participants
<b>Total Participants</b>	8692	100	6699	100	4594	100	<b>10812</b>	<b>100</b>
FVSD	344	3.96%	356	5.31%	89	1.94%	661	6.11%
GPPSD	648	7.46%	1052	15.70%	335	7.29%	1138	10.53%
GPCSD	180	2.07%	40	0.60%	58	1.26%	104	0.96%
HFCRD	155	1.78%	22	0.33%	934	20.33%	1110	10.27%
HPSD	498	5.73%	233	3.48%	179	3.90%	577	5.34%
NSD	65	0.75%	46	0.69%	97	2.11%	98	0.91%
PRSD	398	4.58%	116	1.73%	642	13.97%	622	5.75%
PWPSD	1745	20.08%	641	9.57%	332	7.23%	714	6.60%
Dene Tha	7	10.77%	5	4.31%	54	1.18%	7	0.06%
Bigstone Cree Nation Education Authority							1	0.01%
Swan River First Nation							5	0.05%
Driftpile Cree Nation Community Education							28	0.26%
KTCEA	160	40.20%	277	4.13%	416	9.06%	528	4.88%
LRRBO	75	0.86%	77	1.15%	6	0.13%	18	0.17%
Western Cree	12	0.14%	93	1.39%	124	2.70%	25	0.23%
Northwest Polytechnic	115	1.32%	59	0.88%	50	56.18%	289	2.67%
<b>ZONE 1 Participants of Total</b>	<b>4402</b>	<b>50.64%</b>	<b>3017</b>	<b>45.04%</b>	<b>3316</b>	<b>72.18%</b>	<b>5925</b>	<b>54.80%</b>
Other	4290	49.36%	3682	54.96%	1258	27.38%	4887	45.20%